


Powering Performance

www.flolinkengitech.in



INDEX

INDEX

| SR.NO. | DESCRIPTION | PAGE NO. |
|--------|----------------------------|----------|
| 1 | BALL VALVE | 1-2 |
| 2 | BUTTERFLY VALVE | 2-3 |
| 3 | DIAPHRAGM | 3 |
| 4 | GATE VALVE | 4 |
| 5 | GLOBE VALVE | 4 |
| 6 | NRV | 4-5 |
| 7 | STRAINER | 5 |
| 8 | TUBE GLASS | 6 |
| 9 | PLUG VALVE | 6 |
| 10 | PISTON VALVE | 6 |
| 11 | FLUSH BOTTOM VALVE | 7 |
| 12 | NEEDLE VALVE | 7 |
| 13 | 2 WAY CONTROL VALVE | 8 |
| 14 | 3 WAY CONTROL VALVE | 8 |
| 15 | SAFETY VALVE | 8-9 |
| 16 | TSV / TRV | 9 |
| 17 | PRV | 10 |
| 18 | FEED CHECK VALVE | 10 |
| 19 | FORGED STEEL VALVES | 10-11 |
| 20 | PTFE LINED BUTTERFLY VALVE | 11 |
| 21 | PFA LINED VALVE | 12 |
| 22 | PP VALVE | 12-14 |
| 23 | HDPE VALVE | 15 |



COMPANY PROFILE



COMPANY PROFILE INTRODUCTION

Flolink Engitech Pvt. Ltd. is a leading valve Manufacturing ISO 9001-2015 company. Our high quality product mainly for Oil & Gas Industries, Offshore, Petrochemicals, Power, Marine, Pharma and General industries. Our products are in accordance to international standards API, ANSI, DIN, BS, NACE, & MSS. We adopt a total Quality Management approach throughout various processes and Implement ERP system to Manage effective delivery on time. As per customer requirement, we focus on long term relationship and strict compliance with regards to the industry demand. Also more emphasis on end to end solution / after sales service.

We based in Ahmedabad, Gujarat India are a provider of International quality product in Industrial Valves. We have complete in-house manufacturing process with R &D, Testing Lab and Quality Assurance team of our each product.

VISION



Profitable growth through superior customer service, innovation, quality and commitment

MISSION



To be the company that best understands and satisfies the product and service needs of our customers globally

VALUE



Transparency Customer Satisfaction Ethics & Integrity

CLIENT SATISFACTION



Understanding the requirements of the customers & educating them on the product specifications & selection

CERTIFICATE





Powering
Performance

BALL VALVES



FLOATING BALL FULL PORT / REDUCE PORT BALL VALVE, 2 PIECE, 150#/300#/600#

| | | |
|-------------------------|---|----------------------------------|
| BODY | : | ASTM A 216 Gr WCB / SS 316/SS304 |
| BALL | : | AISI 304 / ASTM A 351 Gr CF8 |
| STEM | : | AISI 304 |
| SEAT & SEAL | : | PTFE |
| MFG. STD | : | BS 5351 |
| TEST STD | : | BS 6755 |
| LEVER | : | CARBON STEEL WITH PVC SLEEVE |
| ENDS | : | FLANGED TO ANSI B 16.5 RF (300#) |
| HYD-TEST PRESSURE | : | BODY : AS PER STD. |
| PNEUMATIC TEST PRESSURE | : | SEAT : AS PER STD. |
| SIZE RANGE | : | 15 MM TO 600 MM |

THREE PIECE DESIGN BLOW-OUT PROOF STEM, FLOATING BALL FULL PORT / REDUCE PORT BALL VALVE 300#



| | | |
|-------------------------|---|-----------------------------------|
| BODY | : | ASTM A 216 Gr WCB / Ss304 / SS316 |
| BALL | : | AISI 304 / ASTM A 351 Gr CF8 |
| STEM | : | AISI 304 |
| SEAT & SEAL | : | PTFE |
| MFG. STD | : | BS 5351 |
| TEST STD | : | BS 6755 |
| LEVER | : | CARBON STEEL WITH PVC SLEEVE |
| ENDS | : | FLANGED TO ANSI B 16.5 RF (300#) |
| HYD-TEST PRESSURE | : | BODY : AS PER STD. |
| PNEUMATIC TEST PRESSURE | : | SEAT : AS PER STD. |
| SIZE RANGE | : | 15 MM TO 600 MM |

CARBON STEEL (M/S) THREE PIECE DESIGN BALL VALVE S/E & S/W 150# BLOW-OUT PROOF STEM, FLOATING BALL FULL PORT EN 8



| | | |
|--------------------|---|------------------------------|
| BODY | : | AISI 304 / ASTM A 351 Gr CF8 |
| BALL | : | AISI 304 |
| STEM | : | PTFE |
| SEAT & SEALS | : | BS 5351 |
| MFG STD | : | BS 6755 |
| TESTING | : | CARBON STEEL WITH PVC SLEEVE |
| LEVER | : | SCREWED TO BSP / BSPT / NPT |
| ENDS | : | SOCKETWELD TO ANSI B 16.11 |
| HYDR-TEST PRESSURE | : | BODY : AS PER STD. |
| SIZE RANGE | : | SEAT : AS PER STD. |
| | : | 8 MM TO 80 MM |



**3 WAY / 4 WAY BALL VALVE ASA 150# / 300#
BLOW-OUT PROOF STEM, FLOATING BALL FULL PORT**



- | | |
|--------------------|--|
| BODY | : ASTM A 216 Gr WCB, CF8,CF8M |
| BALL | : AISI 304 / ASTM A 351 Gr CF8 |
| STEM | : AISI 304 |
| SEAT & SEALS | : PTFE |
| MFG STD | : BS 5351 |
| TESTING | : BS 6755 |
| LEVER | : CARBON STEEL WITH PVC SLEEVE |
| ENDS | : FLANGED (L/T PORT) TO ANSI B16.5 RF 150# |
| HYDR-TEST PRESSURE | : BODY : AS PER STD. |
| SIZE RANGE | : SEAT : AS PER STD. |
| | : 15 MM to 200 MM |



**BALL VALVE SINGLE PIECE, JACKETED FLANGED END FULL PORT,
FLANGES AS PER ASA 150#, TABLE "F"**



- | | |
|-------------------|---|
| BODY | : C.I. / WCB / CF8 / CF8 / CF8M |
| BALL | : AISI 304 / ASTM 316 |
| STEM | : AISI 304 / ASTM 316 |
| SEAT & SEAL | : PTFE |
| MFG. STD | : BS 5351 |
| TEST STD | : BS 6755 |
| LEVER | : CARBON STEEL WITH PVC SLEEVE |
| ENDS | : FLANGED TO ANSI B 16.5 RF(150#) & FF FOR C.I. |
| HYD-TEST PRESSURE | : BODY : AS PER STD. |
| SIZE RANGE | : SEAT : AS PER STD. |
| | : 25 MM TO 150 MM |



**FORGED CARBON STEEL 3 PIECE DESIGN BALL VALVE
BLOW OUT PROOF FLOATING BALL REDUCED PORT 800# / 1500#**



- | | |
|-------------------|-----------------------------------|
| BODY | : ASTM A 105 |
| BALL | : AISI 304 / ASTM A 351 Gr CF8 |
| STEM | : AISI 304 |
| SEAT & SEALS | : PTFE |
| MFG STD | : BS 5351 / BS 5159 |
| INSP. & TEST STD | : BS 6755 |
| LEVER | : SS 304 WITH PVC SLEEVE |
| ENDS | : SCREWED TO BSP / BSPT / NPT |
| HYD-TEST PRESSURE | : SOCKETWELD ENDS TO ANSI B 16.11 |
| SIZE RANGE | : BODY : AS PER STD. |
| | : SEAT : AS PER STD. |
| | : 15 MM TO 50 MM |





BODY
DISC
SEAT
SHAFT
MFG STD
INSP & TEST STD
OPERATION
ENDS
HYD - TEST PRESSURE
SIZE RANGE


: IS 210 Gr FG 200/ 220
: S.G. IRON / SS 304
: EPDM, SILICON, NEOPRENE / NITRILE
: AISI 410 / AISI 304
: BS 5155 / IS 13095
: BS 6755
: FLOW - CONTROL LEVER / GEAR / ACTUATOR
: WAFER TYPE TO SUIT ANSI B 16.5
: BODY : AS PER STD.
: SEAT : AS PER STD.
: 40 MM TO 900 MM

DIAPHRAGM



BODY
LINING
DIAPHRAGM
MFG STD
INSP & TEST STD
ENDS
HYDR-TEST PRESSURE
SIZE RANGE

: IS 210 Gr FG 200
: EBONITE RUBBER
: NEOPRENE RUBBER
: BS 5156
: BS 6755
: FLANGED TO DIN 2532
: FLANGED TO BS 10 TABLE "D"
: BODY : 213 Psig (15 Kg/Cm²)
: SEAT : 142 Psig (10 Kg/Cm²)
: 15 MM TO 200 MM



S/STEEL INVESTMENT CASTING DIAPHRAGM VALVE



BODY
BONNET
DIAPHRAGM
ENDS
SIZE RANGE

: ASTM A 351 Gr CF8 / CF8M
: IS 210 Gr FG 200
: NEOPRENE RUBBER / PTFE
: S/E & T/C
: 15 MM TO 50 MM

GATE VALVES



GATE VALVE 150# / 300# / 600# CLASS OUTSIDE SCREW & YOKE TYPE BOLTED BONNET

| | |
|-------------------|--|
| BODY / BONNET | : A216.Gr.WCB, ASTM A 351 Gr CF 8 / CF 8M / |
| TRIMS | : CF3 / CF3M |
| MFG STD | : 18 Cr 8 Ni / 18 Cr 10 Ni-2 MO / CF 8 / CF 8M / |
| INSP & TEST STD | : CF3 / CF3M |
| ENDS | : CF3M OR AISI 316L |
| HYD-TEST PRESSURE | : API 600 |
| SIZE RANGE | : API 598 |
| | : FLANGED TO ANSI B 16.5 RF (150# / 300# / 600#) |
| | : BODY : AS PER STD. |
| | : SEAT : AS PER STD. |
| | : 25 MM TO 750 MM |



CAST STEEL GLOBE VALVE PN 40 RATING OUT SIDE SCREW & YOKE TYPE BOLTED BONNET

| | |
|-------------------|-----------------------|
| BODY / COVER | : ASTM A 216 Gr WCB |
| TRIMS | : 13 Cr |
| MFG STD | : BS 1873 |
| INSP & TEST STD | : BS 6755 |
| ENDS | : FLANGED TO DIN 2545 |
| HYD-TEST PRESSURE | : BODY : AS PER STD. |
| SIZE RANGE | : SEAT : AS PER STD. |
| | : 15 MM to 250 MM |



NON RETURN VALVE ASA 150# / 300# / 600# CLASS SWING TYPE BOLTED COVER

| | |
|-------------------|------------------------------------|
| BODY / COVER | : ASTM A 216 Gr WCB / CF8 / CF8M |
| TRIMS | : 13 Cr / 18 Cr 8 Ni |
| MFG STD | : BS 1868 |
| INSP & TEST STD | : BS 6755 |
| ENDS | : FLANGED TO ANSI B 16.5 RF (150#) |
| HYD-TEST PRESSURE | : BODY : AS PER STD |
| SIZE RANGE | : SEAT : AS PER STD |
| | : 25 MM TO 300 MM |



WAFER CHECK VALVES



BODY
PIN
RINGS
MFG STD
TEST STD
ENDS
HYD-TEST PRESSURE
SIZE RANGE

- : EN 8, Cf8, CF8M,
- : 13 Cr TO AISI 410 / 18 Cr 8 Ni TO AISI 304 / 316
- : MOULDED NEOPRENE / NITRILE / PTFE
- : API 6D
- : API 6D
- : WAFER TYPE
- : BODY : AS PER STD.
- : SEAT : AS PER STD.
- : 25 MM TO 600 MM

INVESTMENT CASTING - ASA 150 CLASS "Y" TYPE STRAINER BOLTED COVER



BODY / COVER
SCREEN
MFG STD
INSP & TEST STD
ENDS
HYD-TEST PRESSURE
SIZE RANGE

- : ASTM A 216 Gr WCB / CF8 / CF8M
- : SS 304 / SS 316
- : FLOLINK
- : FLOLINK
- : FLANGED TO ANSI B 16.5 RF (150#)
- : BODY : AS PER STD.
- : 15 MM TO 300 MM

"T" TYPE STRAINER 150#



BODY / COVER
SCREEN
MFG STD
INSP & TEST STD
ENDS
HYD-TEST PRESSURE
SIZE RANGE

- : ASTM A 216 Gr WCB / CF8 / CF8M
- : SS 304 / SS 316
- : FLOLINK
- : FLOLINK
- : FLANGED TO ANSI B 16.5 RF (150#)
- : BODY : AS PER STD.
- : 15 MM TO 300 MM

SS FLUSH BOTTOM BALL VALVE FLANGED END



| | |
|---------------------|------------------------------------|
| BODY | : ASTM A 351 Gr CF8 / CF8M |
| BALL | : ASTM A 351 Gr CF8 / CF8M |
| STEM | : AISI 304 / AISI 316 |
| SEAT & SEALS | : PTFE |
| BLOW OUT PROOF STEM | : FLOATING BALL FULL BORE |
| MFG STD | : BS 5351 |
| TESTING | : BS 6755 |
| PRESS. TEMP RATING | : CONFORM TO TABLE 3 OF BS 5351 |
| LEVER | : AISI 304 WITH PVC SLEEVE |
| ENDS | : FLANGED TO ASA 150# |
| SIZE RANGE | : 50 MM x 50 MM TO 100 MM x 100 MM |

FLUSH BOTTOM TANK VALVE FLANGED END OUTSIDE YOKE & SPINDLE TYPE



| | |
|-------------------|--|
| BODY | : ASTM A 351 Gr CF8 / CF8M / CF3M |
| TRIMS | : 18 Cr 8 Ni / 18 Cr 10 Ni 2 MO / CF 3M OR AISI 316L |
| MFG STD | : FLOLINK |
| TESTING | : FLOLINK |
| ENDS | : FLANGED TO BS 10 TABLE "F" |
| HYD-TEST PRESSURE | : FLANGED TO ANSI B 16.5 RF (150#) |
| SIZE RANGE | : BODY : 425 Psig (30 Kg/Cm ²) |
| | : SEAT : 300 Psig (21 Kg/Cm ²) |
| | : 25 MM TO 100 MM |
| | : |
| | : |

SS 304 / SS 316 NEEDLE VALVE SCREWED BONNET SCREWED END



| | |
|--------------------|---|
| MOC | : AISI 304 / AISI 316 |
| TRIMS | : AISI 304 / AISI 316 |
| MFG STD | : MARCK / 022 |
| TESTING | : MARCK / 022 |
| HAND WHEEL | : BAKELITE |
| ENDS | : SCREWED TO BSP / BSPT / NPT |
| HYDR-TEST PRESSURE | : SOCKETWELD TO ANSI B 16.11 |
| SIZE RANGE | : BODY : 1100 Psig (77 Kg/Cm ²) |
| | : SEAT : 800 Psig (56 Kg/Cm ²) |
| | : 8 MM TO 50 MM |

SS FLUSH BOTTOM BALL VALVE FLANGED END



| | |
|---------------------|------------------------------------|
| BODY | : ASTM A 351 Gr CF8 / CF8M |
| BALL | : ASTM A 351 Gr CF8 / CF8M |
| STEM | : AISI 304 / AISI 316 |
| SEAT & SEALS | : PTFE |
| BLOW OUT PROOF STEM | : FLOATING BALL FULL BORE |
| MFG STD | : BS 5351 |
| TESTING | : BS 6755 |
| PRESS. TEMP RATING | : CONFORM TO TABLE 3 OF BS 5351 |
| LEVER | : AISI 304 WITH PVC SLEEVE |
| ENDS | : FLANGED TO ASA 150# |
| SIZE RANGE | : 50 MM x 50 MM TO 100 MM x 100 MM |

FLUSH BOTTOM TANK VALVE FLANGED END OUTSIDE YOKE & SPINDLE TYPE



| | |
|-------------------|--|
| BODY | : ASTM A 351 Gr CF8 / CF8M / CF3M |
| TRIMS | : 18 Cr 8 Ni / 18 Cr 10 Ni 2 MO / CF 3M OR AISI 316L |
| MFG STD | : FLOLINK |
| TESTING | : FLOLINK |
| ENDS | : FLANGED TO BS 10 TABLE "F" |
| HYD-TEST PRESSURE | : FLANGED TO ANSI B 16.5 RF (150#) |
| SIZE RANGE | : BODY : 425 Psig (30 Kg/Cm ²) |
| | : SEAT : 300 Psig (21 Kg/Cm ²) |
| | : 25 MM TO 100 MM |
| | : |
| | : |

SS 304 / SS 316 NEEDLE VALVE SCREWED BONNET SCREWED END



| | |
|--------------------|---|
| MOC | : AISI 304 / AISI 316 |
| TRIMS | : AISI 304 / AISI 316 |
| MFG STD | : MARCK / 022 |
| TESTING | : MARCK / 022 |
| HAND WHEEL | : BAKELITE |
| ENDS | : SCREWED TO BSP / BSPT / NPT |
| HYDR-TEST PRESSURE | : SOCKETWELD TO ANSI B 16.11 |
| SIZE RANGE | : BODY : 1100 Psig (77 Kg/Cm ²) |
| | : SEAT : 800 Psig (56 Kg/Cm ²) |
| | : 8 MM TO 50 MM |



2-WAY PNEUMATIC DIAPHRAGM OPERATED CONTROL VALVE BOLTED BONNET, FOR OPEN/CLOSE OPERATION OR MODULATING



- | | |
|--------------------|---|
| BODY | : ASTM A 216 Gr WCB |
| TRIMS | : 13 Cr / 18 Cr 8 Ni |
| DIAPHRAGM | : RE-INFORCED RUBBER |
| MFG STD | : IS 10189 (PART 1) |
| TESTED | : IS 10189 (PART I) / ANSI B 16.104 / FCI 70-2 |
| PRESSURE RATING | : 150# / 300# PN 16 |
| ENDS | : FLANGED TO ANSI B 16.5 RF (150# / 300#) |
| HYDR-TEST PRESSURE | : FLANGED TO DIN 2543 |
| SIZE RANGE | : FLANGED TO BS 10 TABLE "F" |
| | : BODY : 425 Psig (30 Kg/Cm ²) FOR 150# / TABLE "F" |
| | : BODY : 1100 Psig (79 Kg/Cm ²) FOR 300# |
| | : BODY : 32 Kg/Cm ² FOR PN16 |
| | : 15 MM TO 300 MM |



3-WAY PNEUMATIC DIAPHRAM OPERATED CONTROL VALVE BOLTED BONNET, FOR MIXING / DIVERTING



- | | |
|--------------------|---|
| BODY | : ASTM A 216 Gr RE-INFORCED WCB, Cf8, CF8M |
| TRIMS | : 13 Cr / 18 Cr 8 Ni |
| DIAPHRAGM | : NEOPRENE RUBBER |
| MFG STD | : IS 10189 (PART I) |
| INSP & TEST STD | : IS 10189 (PART I) / ANSI B 16.104 / FCI 70-2 |
| | : 150# / 300# / PN 16 |
| PRESSURE RATING | : FLANGED TO ANSI B 16.5 RF (150# / 300#) |
| ENDS | : FLANGED TO DIN 2543 |
| | : FLANGED TO BS 10 TABLE "F" |
| | : BODY : 425 Psig (30 Kg/Cm ²) FOR 150# & TABLE "F" |
| HYDR-TEST PRESSURE | : BODY : 1100 Psig (79 Kg/Cm ²) FOR 300# |
| | : BODY : 32 Kg/Cm ² FOR PN16 |
| SIZE RANGE | : 15 MM TO 300 MM |



CAST STEEL SAFETY VALVE ANGLE PATTERN BOLTED BONNET



- | | |
|-------------------|---|
| BODY | : ASTM A 216 Gr WCB |
| TRIMS | : 13 Cr / 18 Cr 8 Ni |
| SPRING | : SPRING STEEL / SPRING WIRE |
| MFG STD | : GENERALLY CONFORMING TO API 526 |
| INSP & TEST STD | : ASME PTC 25-3/ API 527 |
| MAX. SET PRESSURE | : 32 Kg/Cm ² (460 Psig) AT 260°C |
| ENDS | : FLANGED TO DIN 2545 |
| SIZE RANGE | : FLANGED TO BS 10 TABLE "H" |
| | : 25 MM TO 200 MM |



CAST STEEL SAFETY VALVE ANGLE PATTERN HIGH PRESSURE TYPE BOLTED BONNET



BODY
TRIMS
SPRING
MFG STD
INSP & TEST STD
MAX. SET PRESSURE
ENDS
HYD-TEST PRESSURE

: ASTM A 216 Gr WCB
: 13 Cr / 18 Cr 8 Ni
: SPRING STEEL / SS 304 / 316 / INCONEL X-750
: API 526
: API 526 & IBR
: ASME PTC 25-3/ API 527
: FLANGED
: AS PER STD

TSV / TRV



BODY
SPRING COVER
PLUG
SEAT
DIAPHRAGM
V-SEAL
SPRING
ADJUSTING SYSTEM
ENDS
HYD-TEST PRESS.
MAXIMUM INLET WORKING PR.
PRESSURE ADJUSTING RANGE
SIZE RANGE

: A216Gr. WCB, ASTM A 351 Gr CF8 / CF8M / CF3M
: A216Gr. WCB, ASTM A 351 Gr CF8 / CF8M / CF3M
: CF8 / CF8M / CF3M
: BUNA-N (WATER) / VITON (STEAM)
: BUNA-N (WATER) / VITON (STEAM)
: BUNA-N (WATER) / VITON (STEAM)
: STAINLESS STEEL
: STAINLESS STEEL
: SCREWED TO BSP / BSPT / NPT
: FLANGED END TO ASA-150#
: 40 Kg/Cm²
: 12 Kg/Cm², 24 Kg/Cm², 40 Kg/Cm²
: 0.5-10 Kg/Cm², 10-20 Kg/Cm², 20-35 Kg/Cm²
: 15 MM TO 100 MM

PRESSURE REGULATING VALVES GAS / AIR



BODY
TRIMS
APPLICATION
FUNCTION
INSP & TESTING
ENDS
HYD - TEST PRESSURE
SIZE RANGE

: ASTM 216 Gr, WCB, Cf8, CF8M
: ASTM 216 Gr, WCB, Cf8, CF8M
: GAS / AIR
: PRESSURE REGULATING & CONTROL
: AS PER STD.
: FLANGED / SCREWED
: AS PER STD.
: UPTO 4"




**PRESSURE REDUCING VALVE DIRECT ACTIVATED FOR AIR/
WATER/OIL/GAS & STEAM**

| | | |
|---------------------------|---|---|
| BODY | : | ASTM A 351 Gr CF8 / CF8M |
| SEAT | : | BUNA-N (WATER) / VITON (STEAM) |
| DIAPHRAGM | : | BUNA-N (WATER) / VITON (STEAM) |
| SPRING | : | STAINLESS STEEL |
| ADJUSTING SYSTEM | : | STAINLESS STEEL |
| ENDS | : | SCREWED TO BSP / BSPT / NPT |
| HYD-TEST PRESSURE | : | FLANGED END TO ASA-150# |
| MAXIMUM INLET WORKING PR. | : | 40 Kg/Cm ² |
| PRESSURE ADJUSTING RANGE | : | 18 Kg/Cm ² , 28 Kg/Cm ² , 40 Kg/Cm ² |
| SIZE RANGE | : | 1-6 Kg/Cm ² , 4-10 Kg/Cm ² , 12-25 Kg/Cm ² , 20-35 Kg/Cm ² |
| | : | 15 MM TO 100 MM |



**CAST STEEL ACCESSIBLE FEED CHECK VALVE
PN 40 RATING OUT SIDE SCREW & YOKE TYPE BOLTED BONNET**

| | | |
|-------------------|---|--|
| BODY / COVER | : | ASTM A 216 Gr WCB |
| TRIMS | : | 13 Cr |
| MFG STD | : | FLOLINK / 015 |
| INSP & TEST STD | : | FLOLINK / 015 |
| ENDS | : | FLANGED TO DIN 2532 / 2533 |
| HYD-TEST PRESSURE | : | BODY : 854 Psig (60 Kg / Cm ²) |
| SIZE RANGE | : | SEAT : 569 Psig (40 Kg / Cm ²) 25 MM to 65 MM |



**FORGED CARBON STEEL GATE VALVE ASA 800 CLASS
OUTSIDE SCREW & YOKE TYPE BOLTED BONNET**

| | | |
|-------------------|---|--|
| BODY/BONNET | : | ASTM A 105 |
| TRIMS | : | 13 Cr |
| MFG STD | : | API 602 / BS 5352 |
| INSP & TEST STD | : | API 598 / BS 6755 |
| ENDS | : | SCREWED TO BSP / BSPT / NPT |
| HYD-TEST PRESSURE | : | SOCKETWELD TO ANSI B 16.11 |
| SIZE RANGE | : | BODY : 3000 Psig (211 Kg/Cm ²) SEAT : 2000 Psig (140 Kg/Cm ²) 15 MM TO 50 MM |



**FORGED CARBON STEEL GATE VALVE ASA 150 / 300
CLASS OUTSIDE SCREW & YOKE TYPE BOLTED BONNET**



BODY / BONNET
TRIMS
MFG STD
INSP & TEST STD
ENDS
HYD-TEST PRESSURE
SIZE RANGE

- : ASTM A 105
- : 13 Cr
- : API 602 / BS 5352
- : API 598 / BS 6755
- : FLANGED TO ANSI B 16.5 RF (150#/300#)
- : BODY : 425 Psig (30 Kg/Cm²) FOR 150#
- : SEAT : 300 Psig (21 Kg/Cm²) FOR 150#
- : BODY : 1100 Psig (77 Kg/Cm²) FOR 300#
- : SEAT : 800 Psig (56 Kg/Cm²) FOR 300#
- : 15 MM TO 50 MM

**FORGED CARBON STEEL CHECK VALVE ASA
800 CLASS PISTON LIFT TYPE BOLTED COVER**



BODY / COVER
TRIMS
MFG STD
INSP & TEST STD
ENDS
HYD-TEST PRESSURE
SIZE RANGE

- : ASTM A 105
- : 13 Cr
- : BS 5352
- : BS 6755
- : SCREWED TO BSP / BSPT / NPT
- : SOCKETWELD TO ANSI B 16.11
- : BODY : 3000 Psig (211 Kg/Cm²)
- : SEAT : 2000 Psig (140 Kg/Cm²)
- : 15 MM TO 50 MM

BUTTERFLY VALVE

**2PC DESIGN PTFE / PFA / FEP LINED BUTTERFLY VALVE,
WAFER TYPE**



BODY
DISC
SEAT
SHAFT
MFG STD
INSP & TEST STD
OPERATION
ENDS
HYD - TEST PRESSURE
SIZE RANGE

- : IS 210 Gr FG 200/220 / WCB / CF8 / CF8M
- : ASTM A 351 Gr CF8 / CF8M
- : PTFE, PFA
- : AISI 304 / AISI 316
- : BS 5155
- : BS 6755 / BS 5155
- : FLOW - CONTROL LEVER / GEAR
- : WAFER TYPE TO SUIT ANSI B 16.1 (125#)
- : BODY : 225 Psig (16 Kg/Cm²)
- : SEAT : 165 Psig (11.5 Kg/Cm²)
- : 50 MM TO 600 MM



**CAST IRON, WAFER TYPE BUTTERFLY VALVE
S.G. IRON FEP / PFA LINED TWO PIECE DESIGN BALL VALVE ASA 150#**

BODY
BALL
STEM
ENDS
PARTS
LINNING THICKNESS
TEMP.
SPARK TEST
HYD-TEST PRESSURE
SIZE RANGE

- : GGG 40
- : WITH FEP / PFA
- : ASTM A 216 216 Gr WCB + FEP / PFA LINED
- : ASTM A 216 216 Gr WCB + FEP / PFA LINED
- : FLANGED TO ANSI B 16.5 (150#)
- : ALL WETTED PARTS OF VALVE & RAISED PORTION OF FLANGES WILL BE LINED WITH / FEP / PFA
- : MINIMUM 3.00 MM TO 4.00 MM
- : FEP : MAXIMUM 200° C
- : PFA : MAXIMUM 260° C
- : 15 KVDC
- : BODY : 10 Kg/Cm² / SEAT : 10 Kg/Cm²
- : 15 MM TO 200 MM



**S.G. IRON FEP / PFA LINED
DIAPHRAGM VALVE FLANGED END ASA 150#**

BODY
BONNET
END
PARTS
LINNING THICKNESS
TEMP.
SPARK TEST
HYD-TEST PRESSURE
SIZE RANGE

- : GGG 40 WITH FEP / PFA LINED
- : ASTM A 216 Gr WCB
- : FLANGED TO ANSI B 16.5 (150#)
- : ALL WETTED PARTS OF VALVE & RAISED PORTION OF FLANGES WILL BE LINED WITH / FEP / PFA
- : MINIMUM 3.00 MM TO 4.00 MM
- : FEP : MAXIMUM 200° C
- : PFA : MAXIMUM 260° C
- : 15 KVDC
- : BODY : 10 Kg/Cm²
- : SEAT : 10 Kg/Cm²
- : 25 MM TO 200 MM



**POLYPROPYLENE THREE PIECE DESIGN BALL VALVE
BLOW-OUT PROOF STEM. FLOATING BALL FULL PORT**

BODY
BALL & STEM
SEAT & SEALS
MFG STD
TESTING
ENDS
HYDR-TEST PRESSURE
SIZE RANGE

- : POLYPROPYLENE
- : POLYPROPYLENE
- : PTFE
- : FLOLINK
- : FLOLINK
- : SCREWED TO BSP
- : BODY : 225 Psig (16 Kg/Cm²)
- : SEAT : 165 Psig (11.5 Kg/Cm²)
- : 15 MM TO 100 MM

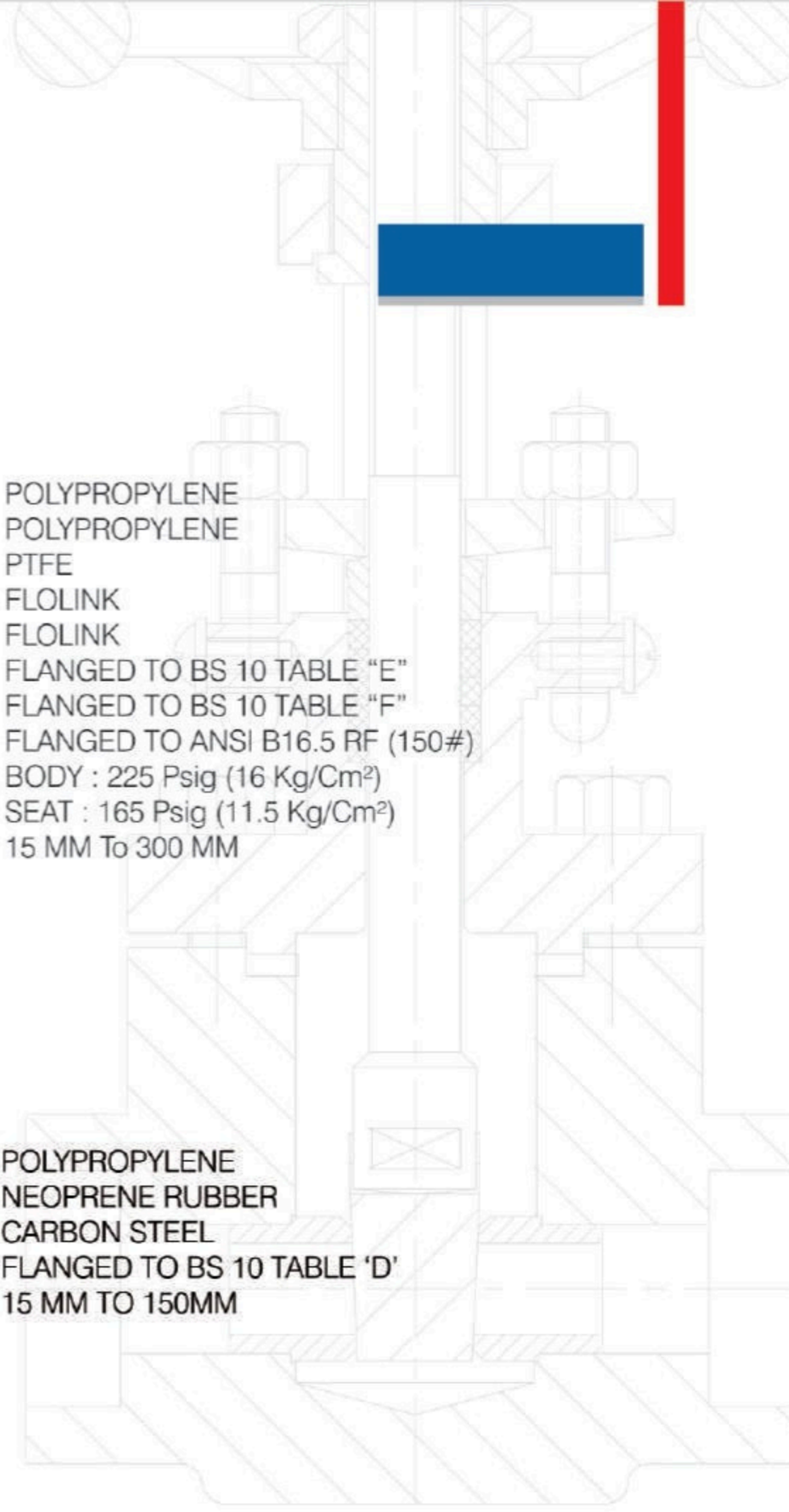


POLYPROPYLENE FOOT VALVE



BODY
BALL
SEAT
MFG STD
TESTING
ENDS
HYDR-TEST PRESSURE
SIZE RANGE

- : POLYPROPYLENE
- : POLYPROPYLENE
- : PTFE
- : FLOLINK
- : FLOLINK
- : FLANGED TO BS 10 TABLE "E"
- : FLANGED TO BS 10 TABLE "F"
- : FLANGED TO ANSI B16.5 RF (150#)
- : BODY : 225 Psig (16 Kg/Cm²)
- : SEAT : 165 Psig (11.5 Kg/Cm²)
- : 15 MM To 300 MM



POLYPROPYLENE

DIAPHRAGM VALVE



BODY
DIAPHRAGM
TRIMS
ENDS
SIZE RANGE

- : POLYPROPYLENE
- : NEOPRENE RUBBER
- : CARBON STEEL
- : FLANGED TO BS 10 TABLE 'D'
- : 15 MM TO 150MM

NON RETURN VALVE



BODY
BALL
STOP RING
SEAT
ENDS
SIZE RANGE

- : ACTACTIC POLYPROPYLENE COPOLYMER
- : POLYPROPYLENE
- : ACTACTIC POLYPROPYLENE
- : PTFE
- : SCREWED TO BSP
- : FLANGED TO BS 10 TABLE 'D'
- : 25 MM to 300 MM



FOOT VALVE



FOOT VALVE

- BODY
- BALL
- STOP RING
- SEAT
- SCREEN
- ENDS
- SIZE RANGE

- : ACTACTIC POLYPROPYLENE COPOLYMER
- : POLYPROPYLENE RE-INTORCED
- : ACTACTIC POLYPROPYLENE
- : PTFE
- : ACTACTIC POLYPROPYLENE
- : SCREWED TO BSP
- : FLANGED TO BS 10 TABLE 'D'
- : 25 MM to 300 MM

SIGHT GLASS



SIGHT GLASS

- FLANGES
- GLASS
- SEAT
- ENDS
- SIZE RANGE

- : ACTACTIC POLYPROPYLENE COPOLYMER
- : TOUGHENED BOROSIL GLASS
- : PTFE
- : FLANGED TO BS 10 TABLE "E" / "F"
- : FLANGED TO ANSI B 16.5 RF (150#)
- : 15 MM to 300 MM

POLYPROPYLENE

**PP BUTTERFLY VALVE
HDP BALL VALVE**



- BODY
- DISK
- STEM "O" RING
- STEM
- HINGE PIN
- CAP
- HUNDLE
- SPRING
- HANDLE PIN
- POSITIONER LEVER
- HANDLE CAP
- POSITIONER PLATER

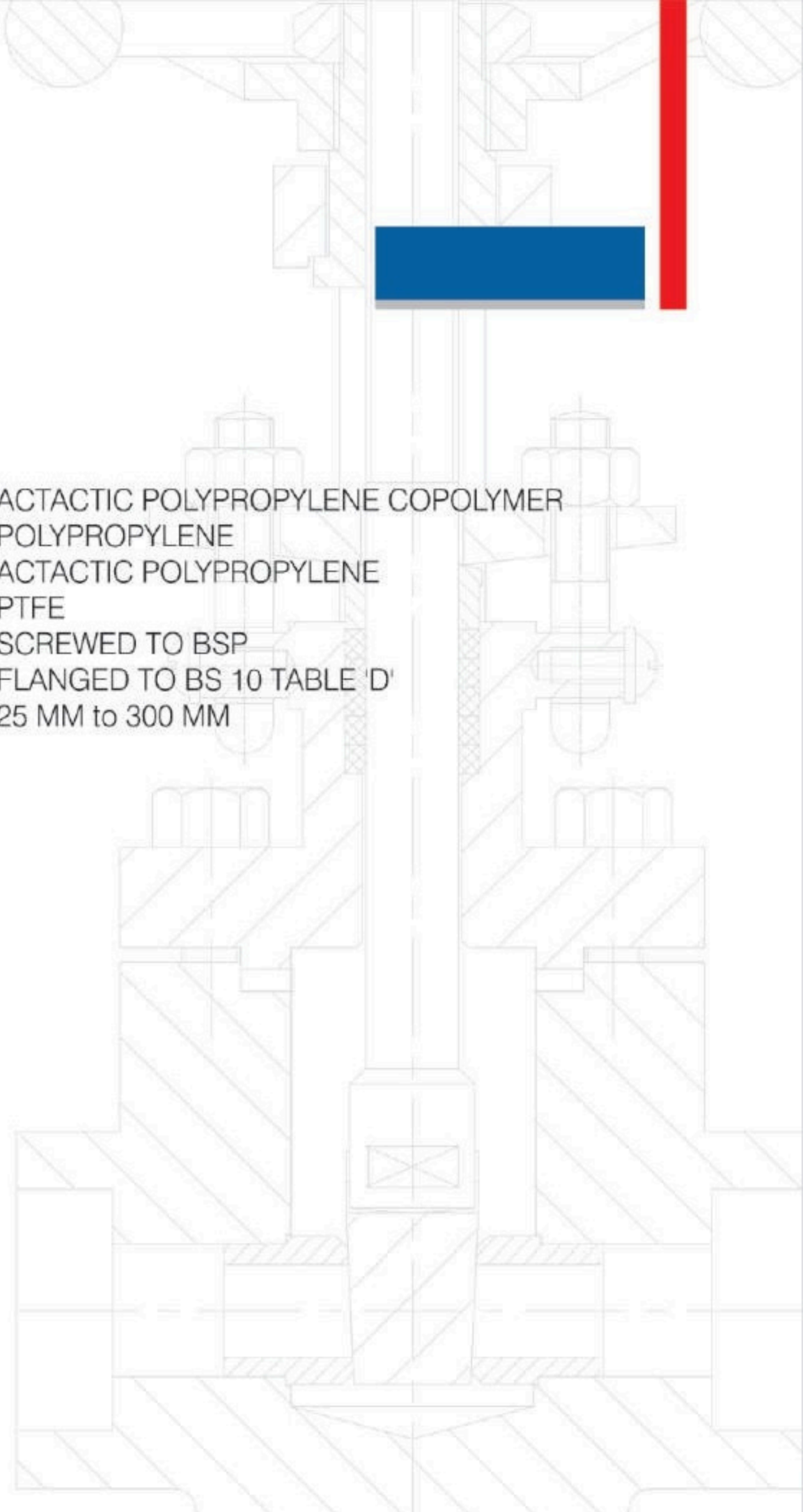
- : POLYPROPYLENE
- : POLYPROPYLENE
- : EPDM
- : S.S.
- : S.S.
- : S.S.
- : POLYPROPYLENE
- : S.S.
- : S.S.
- : S.S.
- : POLYPROPYLENE
- : S.S.






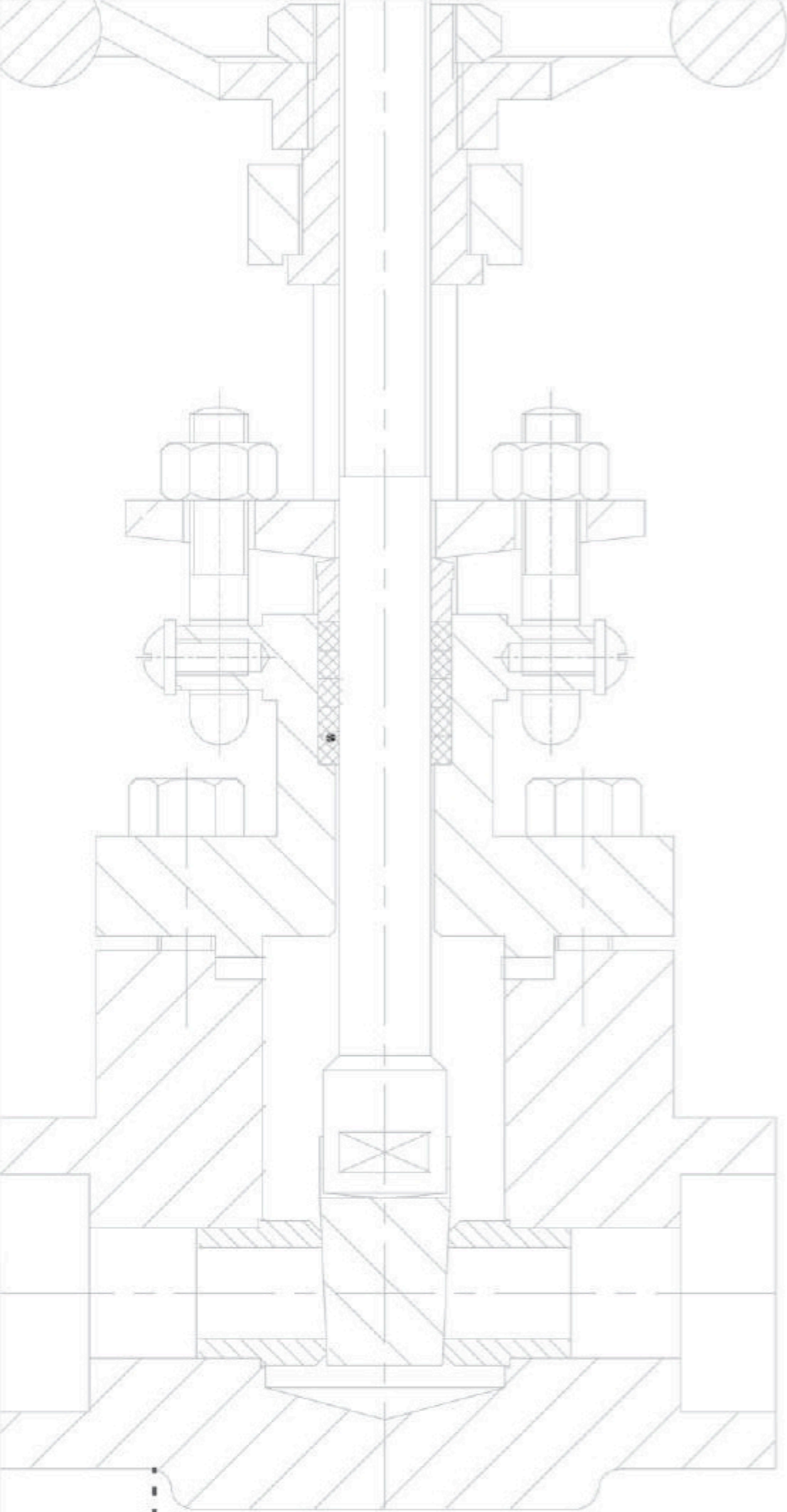
BODY
BALL
STOP RING
SEAT
ENDS
SIZE RANGE

- : ACTACTIC POLYPROPYLENE COPOLYMER
- : POLYPROPYLENE
- : ACTACTIC POLYPROPYLENE
- : PTFE
- : SCREWED TO BSP
- : FLANGED TO BS 10 TABLE 'D'
- : 25 MM to 300 MM



CLIENT LIST





www.flolinkengitech.com



- Office & Factory :
L-125, Vibrant Karmbhoomi Ind. Estate,
B/h. M.D. Steel, Nr. Hasmukh Goswami
College, Zak to Vehlal Road, Vehlal,
Gujarat-382330.
- flolinkengitech@gmail.com
sales@flolinkengitech.com
- www.flolinkengitech.com
- Mob : +91-98988 01486 / 90998 01486